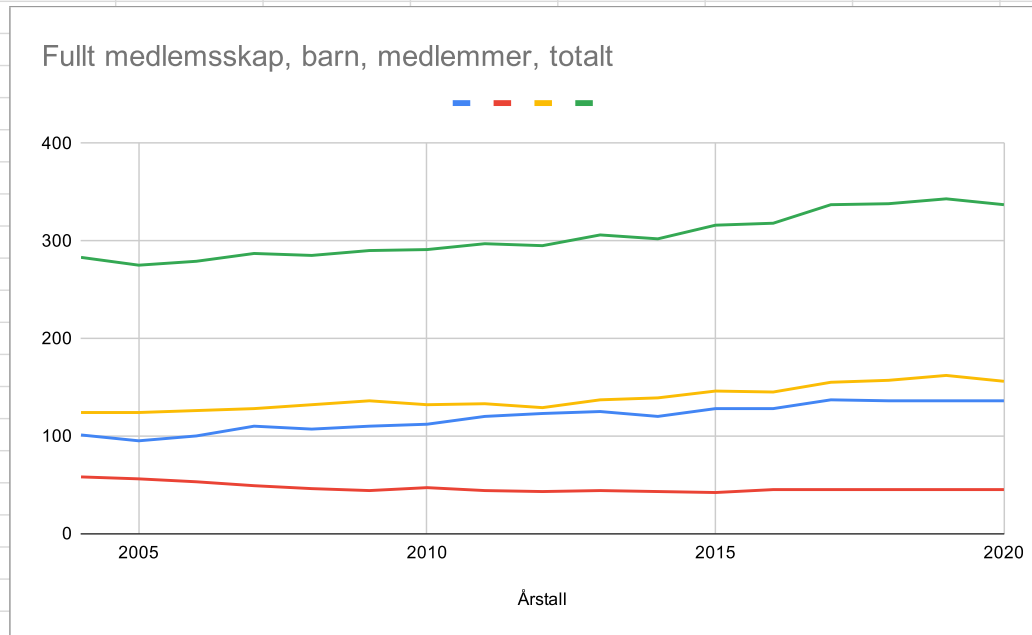


# STATISTIKK

Sist oppdatert: 06.04.2021

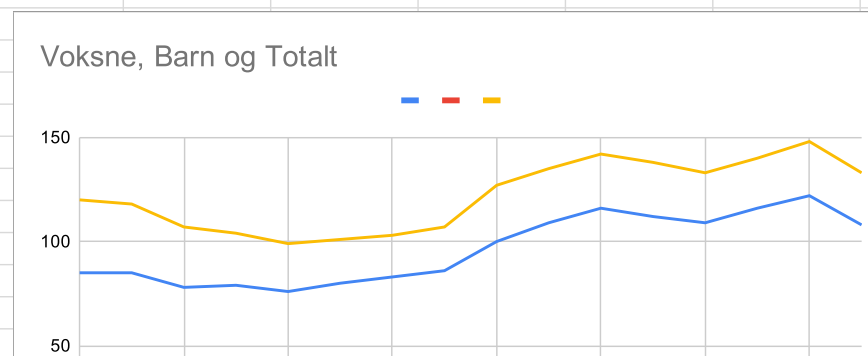
## Medlemmer

Årstall	Fullt medl.	Barn	Medlem	I alt
2004	101	58	124	283
2005	95	56	124	275
2006	100	53	126	279
2007	110	49	128	287
2008	107	46	132	285
2009	110	44	136	290
2010	112	47	132	291
2010	112	47	132	291
2011	120	44	133	297
2012	123	43	129	295
2013	125	44	137	306
2014	120	43	139	302
2015	128	42	146	316
2016	128	45	145	318
2017	137	45	155	337
2018	136	45	157	338
2019	136	45	162	343
2020	136	45	156	337

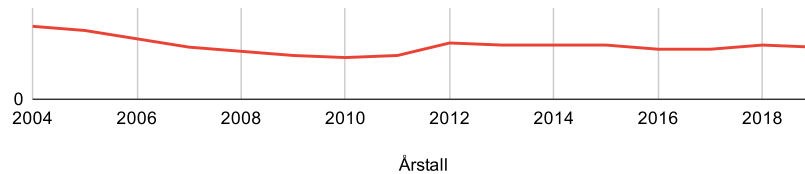


## Gudstjenestefremmøte

Årstall	Voksne	Barn	Totalt
2004	85	35	120
2005	85	33	118
2006	78	29	107
2007	79	25	104
2008	76	23	99
2009	80	21	101
2010	83	20	103
2011	86	21	107
2012	100	27	127
2013	109	26	135



2014	116	26	142
2015	112	26	138
2016	109	24	133
2017	116	24	140
2018	122	26	148
2019	108	25	133
2020	x	x	x



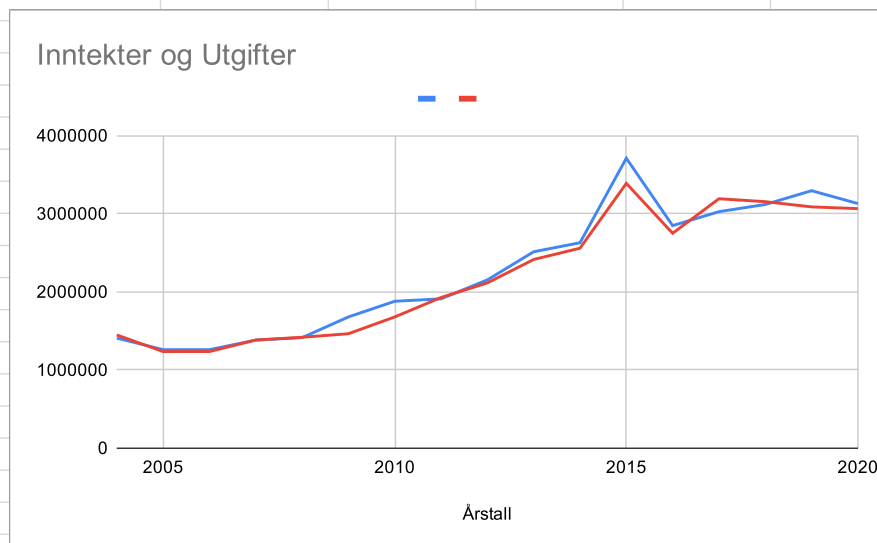
Covid-19

#### Kirkelige handlinger

Årstall	Dåp	Konfirmasjon	Vigsel
2020	4	3	1

#### Totalregnskap

Årstall	Inntekter	Utgifter
2004	1408985	1449415
2005	1261401	1236943
2006	1260917	1237221
2007	1384000	1384000
2008	1415153	1419770
2009	1680000	1465185
2010	1880579	1679864
2011	1911853	1928853
2012	2154339	2115641
2013	2514455	2415363
2014	2630230	2559945
2015	3711788	3390011
2016	2849108	2751001
2017	3027933	3193070
2018	3119682	3155532
2019	3296059	3088833
2020	3131643	3066346



#### Giverinntekter

Årstall	Kollekter	Nybygg	Fast giver	Totalt
2004	215500		796440	

Kollekter, Nybygg, Fast giver og Totalt

2005	88184		823386	
2006	64698		827254	
2007	82826		841594	
2008	72746		882812	
2009	102015		1032689	
2010	199048		1132111	1331159
2011	198194		1092988	1291182
2012	201639		1208822	1410461
2013	228065		1292765	1520830
2014	481118		1418149	1899267
2015	354475	152000	1495069	2001544
2016	334758	377300	1540769	2252827
2017	427432	40000	1857895	2325327
2018	483262		1865982	2349244
2019	418767		1891124	2309891
2020	268056		1781984	2 050 040

